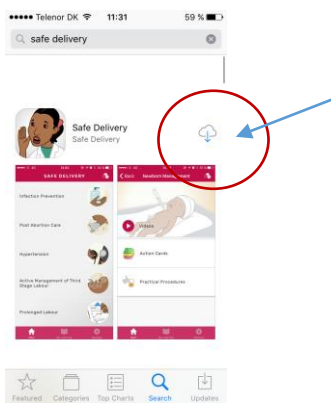


GUIDE TO DOWNLOAD THE SAFE DELIVERY APP iTunes App Store

A. Open your App Store.

B. Enter "Safe Delivery".

C. Find the Safe Delivery App, and



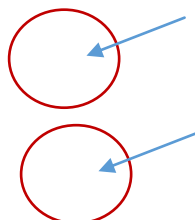
select for download:

D. Enter your personal Apple ID code (If asked for).

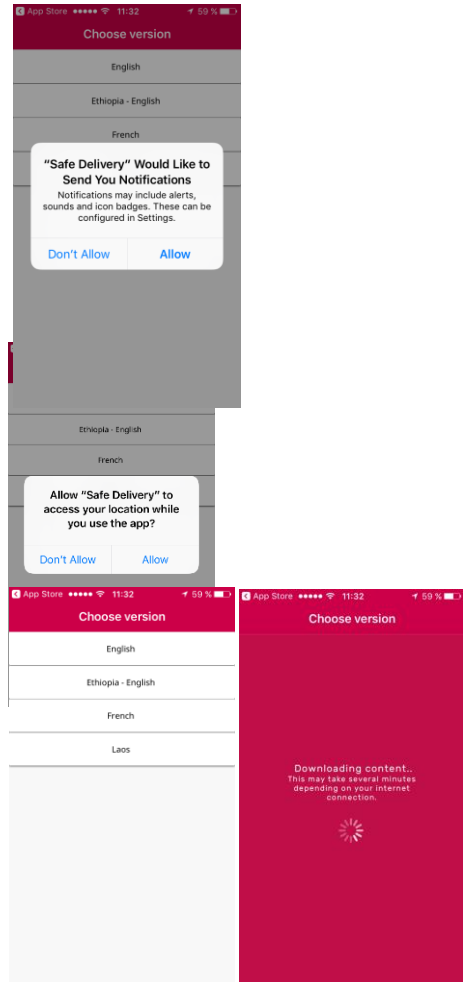
E. Once downloaded, you can find the app on your phone. Look for the icon and open the app, or click "open" in your App Store.

F. Select "Allow" to allow "Safe Delivery App" to access your location while you use the app:

G. Select "Allow" to allow "Safe Delivery" to send you notifications.




H. Select the "Safe Delivery App"



version you wish to download. This may take several minutes – please be patient.

I. Click "Accept" to continue and then "Next" till you reach the "User profile questions":



- J. Fill in the questionnaire until you reach the content of the Safe Delivery App:



- K. Start using all the features of the "Safe Delivery App"

